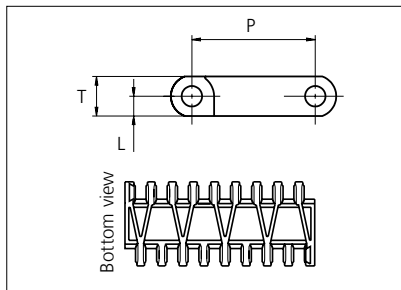





# Plastic Modular Belt

Serie **uni OPB 4V** Type **23%**



Straight running belt  
 Nominal pitch: 50.0 mm (1.97 in)  
 Surface type: Flat  
 Surface opening: 23%  
 Backflex radius: 75.0 mm (3.00 in)  
 Pin diameter: 8 mm (1.97 in)

\*uni-chains recommends this travel direction. However, travel in both directions is possible.

Note: uni OPB 23% 4V are listed in the USDA "Accepted Meat and Poultry Equipment" publication as accepted food contact.

<b>Belt material &amp; color</b>	PP-HW <b>B</b>	<b>mm</b>	<b>in</b>	<b>mm</b>	<b>in</b>
<b>Pin and lock material &amp; color</b>	PP-HW <b>LB</b>	<b>P (Nominal)</b>	50.0	1.97	<b>T</b>
		<b>L</b>	8.0	0.31	-
					16.0
					0.63

Non standard material and color: See uni Material and Color Overview.

Alternative pin and lock materials: Trilock: PP-HW **LB** Endlock: PP **W** **G** **B** and PE **W** **B** Lockpin: PE **W** PA6.6 **N** **B** and PBT **LG**  
 Pin: PP **W** PE **W** PBT **LG** SS304 and SS316

Belt width		Permissible tensile force (Belt/pin material)				Belt weight (Belt/pin material)				*Min. No. drive sprocket per shaft	Number of wear strips (Min. No.)	
		PP-HW/PP-HW		PP/PP-HW		PP-HW/PP-HW		PP/PP-HW			**Carry (pcs)	**Return (pcs)
mm	in	N	lbf	N	lbf	kg/m	lb/ft	kg/m	lb/ft			
118	4.6	1298	292	1298	292	0.8	0.54	0.8	0.54	2	2	2
151	5.9	1661	373	1661	373	1.0	0.69	1.0	0.69	2	2	2
185	7.3	2035	457	2035	457	1.3	0.85	1.3	0.85	2	2	2
302	11.9	3322	747	3322	747	2.1	1.38	2.1	1.38	3	3	2
453	17.8	4983	1120	4983	1120	3.1	2.07	3.1	2.07	4	4	2
604	23.8	6644	1494	6644	1494	4.1	2.76	4.1	2.76	5	5	3
755	29.7	8305	1867	8305	1867	5.1	3.45	5.1	3.45	6	6	3
906	35.7	9966	2240	9966	2240	6.2	4.14	6.2	4.14	7	7	4
1057	41.6	11627	2614	11627	2614	7.2	4.83	7.2	4.83	8	8	4
1208	47.6	13288	2987	13288	2987	8.2	5.52	8.2	5.52	9	9	5
1359	53.5	14949	3361	14949	3361	9.2	6.21	9.2	6.21	10	10	5
1510	59.4	16610	3734	16610	3734	10.3	6.90	10.3	6.90	11	11	6

Additional standard belt widths are available in steps of 151.0 mm (5.94 in). Additional non-standard belt widths are available in steps of 33.6 mm (1.32 in).

2567	101.1	28237	6348	28237	6348	17.5	11.73	17.5	11.73	18	18	9
------	-------	-------	------	-------	------	------	-------	------	-------	----	----	---

Additional standard belt widths are available in steps of 151.0 mm (5.94 in) Additional non-standard belt widths are available in steps of 33.6 mm (1.32 in).

2869	113.0	31559	7094	31559	7094	19.5	13.11	19.5	13.11	20	20	10
------	-------	-------	------	-------	------	------	-------	------	-------	----	----	----

General belt tolerance is +0/-0.4% at 23°C/73°F and 50% RH. For exact belt width contact Customer Service. Non standard belt width on request.

Belt widths in PP-HW is 0.4 % wider than the belt widths in the table above.

\*Max. Load per Drive Sprocket. Belt material: POM 2500 N (562 lbf), PP 1200 N (270 lbf), PE 500 N (270 lbf).

\*\*Max. Spacing between wear strips, Carry: 152 mm (6 in); Return: 304 mm (12 in).

= Single Link



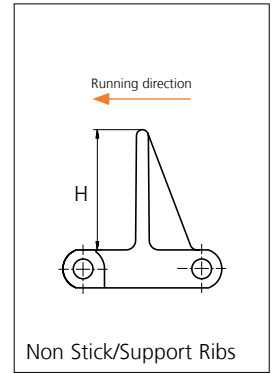
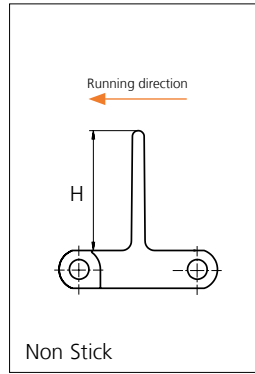
STANDARD

STRAIGHT RUNNING

PITCH 50.0 MM/1.97 IN

## Accessories

### Flight

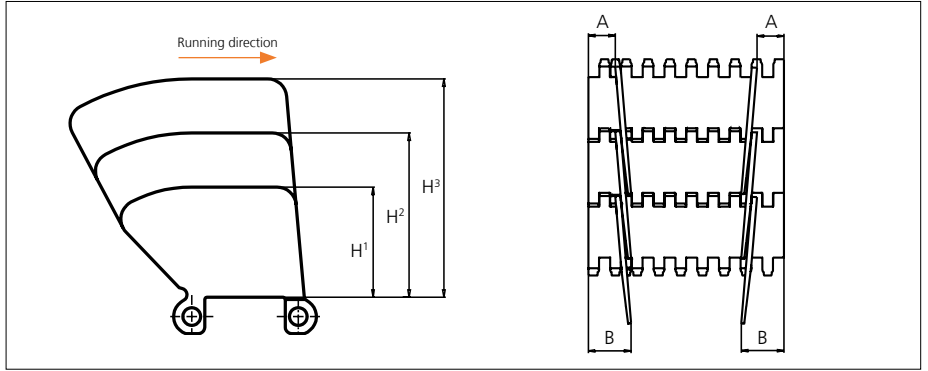


Type	Flight material & color	H		Link size	Width		Indent	
		mm	in		mm	in	mm	in
Non Stick	PP-HW <b>B</b>	50.8	2.00	K600	151.0	5.94	0.0	0.00
Non Stick/ Support Ribs		76.2	3.00					
		101.6	4.00					

Non Standard material and color: See uni Material and Color Overview.

## Accessories

### Side Guard



Type	Material & color	H <sup>1</sup>		H <sup>2</sup>		H <sup>3</sup>		A*		B*	
		mm	in	mm	in	mm	in	mm	in	mm	in
Closed	PP-HW <b>B</b>	51.8	2.04	77.2	3.04	102.6	4.04	21.0	0.83	34.0	1.34

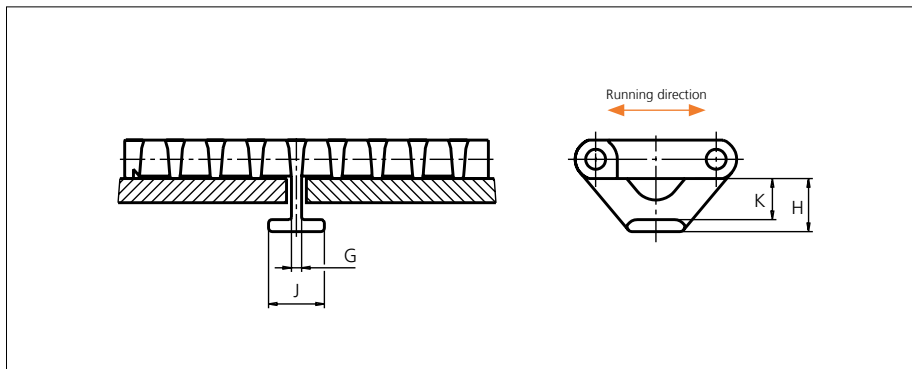
\* Min. indent Increment : 8.4 mm (0.33 in)

Note: Backflex radius when side guards are used: 200.0 mm (7.90 in)

Non Standard material and color: See uni Material and Color Overview.

## Accessories

### Tab/NON STANDARD




Type	Belt material & color	G		H		J		K	
		mm	in	mm	in	mm	in	mm	in
Bottom Hold Down	POM-D <span style="border: 1px solid black; padding: 0 2px;">N</span>	4.2	0.17	22.0	0.87	23.2	0.92	17.0	0.67
	POM-LF <span style="border: 1px solid black; padding: 0 2px;">B</span>								
	PP <span style="border: 1px solid black; padding: 0 2px;">W</span>								

Non Standard material and color: See uni Material and Color Overview.

## Accessories

### Reinforcement Link



The use of uni-chains belts with the SS reinforcement /pitch control links in blanchers, cookers and other high temperature applications will reduce belt elongation due to temperature by more than 90%. This will simplify the belt take-up system and reduce maintenance.

uni-chains recommends one reinforcement link per K600 module.

Type	Material & color	N/row	Lbf/row
Steel Link	SS316	2500	562

Note: Reinforcement links require the use of SS pins.

Non Standard material and color: See uni Material and Color Overview.

## Sprocket

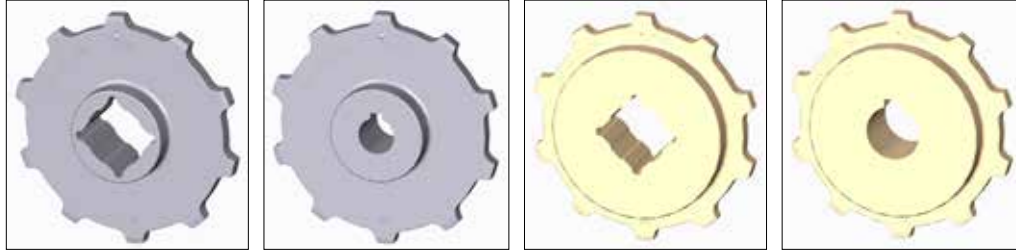
No of teeth	Bore size													Overall diameter		Pitch-diameter		Hub-diameter		Dimension A		Dimension B		Single row/Two way	Double row/Two way	Molded PA6 LG	Machined PA6 N
	Pilot Bore	in	0.75	0.78	0.98	1.00	1.18	1.25	1.50	1.57	2.36	2.50	3.54														
	mm	19.1	20.0	25.0	25.4	30.0	31.8	38.1	40.0	60.0	63.5	90.0	mm	in	mm	in	mm	in	mm	in							
Z06	x				●	●	●	■	■				94.5	3.72	100.3	3.95	65	2.56	35.5	1.40	58.6	2.31	x		x		
Z08	x				●	●	●	■	■				129	5.08	131.1	5.16	65	2.56	52.6	2.07	74	2.91	x		x		
Z10	x					●	●	■	■				160.1	6.30	162.4	6.39	65	2.56	69.2	2.72	89.7	3.53	x		x		
Z12	x					●	●	■	■				191.5	7.54	193.9	7.63	65	2.56	85.7	3.37	105.5	4.15	x		x		
Z13	x					●		■	■				207.3	8.16	209.7	8.26	72	2.83	93.8	3.69	113.4	4.46	x		x		
Z13													207.3	8.16	209.7	8.26	150	5.91	93.8	3.69	113.4	4.46	x			x	
Z16	x					●		■	■				254.8	10.03	257.3	10.13	200	7.87	118.2	4.65	137.1	5.40	x			x	

■ Molded sprocket

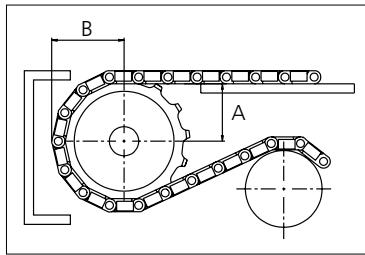
● Molded sprocket

■ Machined sprocket

● Machined sprocket



Non standard material and color: See uni Material and Color Overview.



Other sprocket sizes are available upon request.  
 Two-part sprocket are available upon request.  
 Round bores are always delivered with keyway.  
 Other bore sizes are available upon request.  
 uni Retainer Rings: See uni Retainer Ring data sheet  
 Width of tooth = 11.0 mm (0.43 in)  
 Width of sprocket = 42.3 mm (1.67 in)

Max load per sprocket shown does not take bore size into account.  
 Please also ensure that sufficient size shaft is chosen for corresponding load.

For correct sprocket position: See uni Assembly Instructions for uni OPB.  
 For more detailed sprocket information. contact Customer Service.



Expert advice, quality solutions and local service for all your belting needs  
[www.ammeraalbeltech.com](http://www.ammeraalbeltech.com)

**Ammeraal Beltech Modular A/S**  
 Hjulmagervej 21  
 DK-7100 Vejle

T +45 7572 3100  
 F +45 7572 3348  
 admin@unichains.com  
 www.unichains.com

This information is subject to alteration due to continuous development. Ammeraal Beltech will not be held liable for the incorrect use of the above stated information. This information replaces previous information. All activities performed and services rendered by Ammeraal Beltech are subject to general terms and conditions of sale and delivery, as applied by its operating companies.