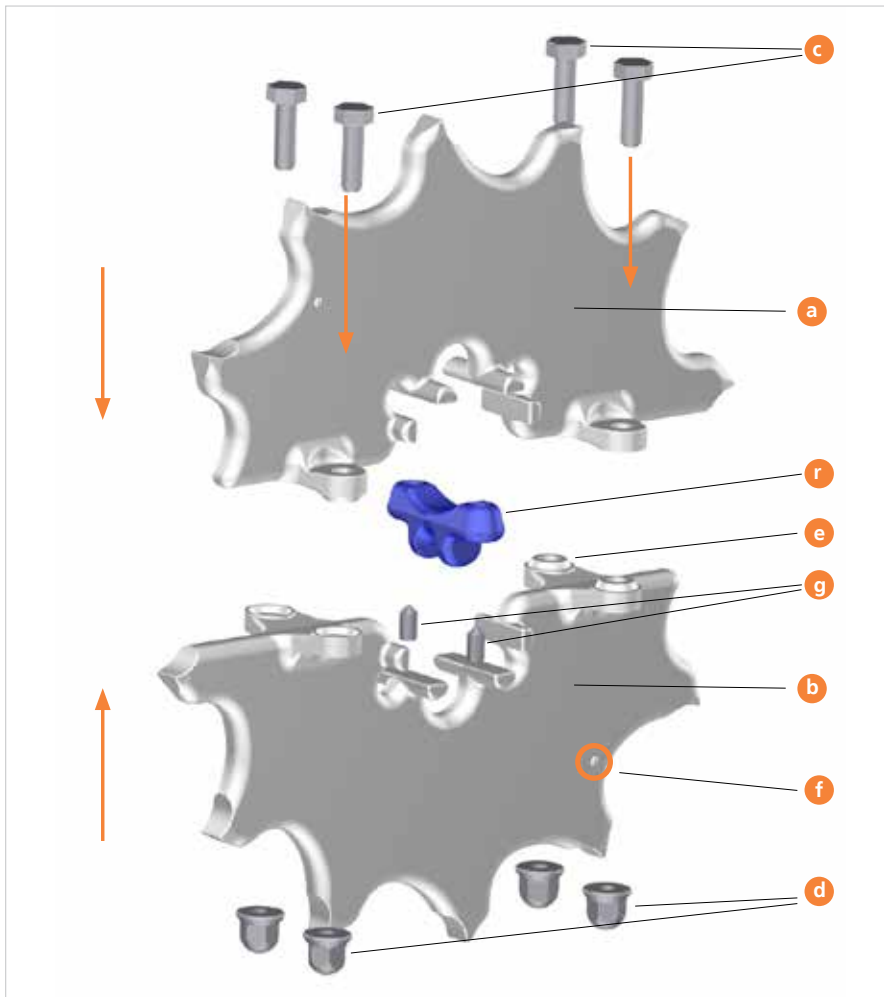


uni UltraClean Two-Part Sprocket

Installation instruction for uni UltraClean Two-Part Sprocket.

Please find more information about uni UltraClean Two-Part Sprocket on www.unichains.com.



uni UltraClean Two-Part Sprocket contains:

- 2 sprocket halves
- 4 bolt M6 x 18 mm
- 4 dome nuts M6

Optional uni UltraClean Retainer:

- Retainer
- 2 x setscrews M6

Sprocket and retainer are supplied unassembled

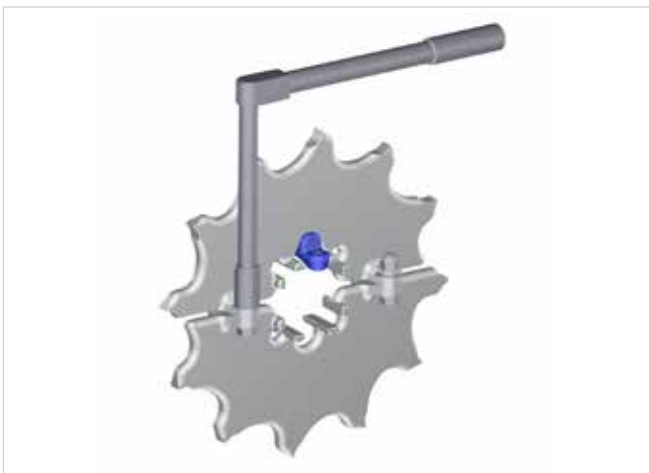

How to assemble

Optional: Place the retainer **r** into the sprocket half **a**.

1. Push the 4 M6 bolts **c** into the holes in the top half of the sprocket **a**.
2. Mount the two halves of the sprocket **a** + **b** together around the square conveyor drive shaft, make sure male and female **e** connection is ensured. Check and ensure the timing marks **f** are in-line with other sprockets.
3. Mount the 4 M6 nuts **d** onto the bolts **c** connecting sprocket halves **a** + **b**.
4. Using a socket wrench, tighten all bolts **d** equally until they are "firm".
5. Tighten all bolts equally to a torque of 4 Nm.
6. Optional: Screw the 2 setscrews **g** in the retainer **r** and tighten them to a torque of 0.7 Nm.

Sprocket installation

Place the sprockets with the timing marks on sprocket teeth in the same position to ensure alignment on the shaft and correct engagement of the belt.



4 bolts
Tightening torque
4 Nm

Caution | Achtung | Attenzione | Atención | Precautions | 警告

Storage/Lagerung/Stoccaggio/Almacenamiento/Stockage/储存

Caution: Do not expose product to direct sunlight.
Warnung: Die Produkte keinem direkten Sonnenlicht aussetzen.
Attenzione: Non esporre alla luce diretta del sole.
Precaución: No exponer el producto a la luz solar directa.
Attention: ne pas exposer au rayon du soleil.
警告: 避免阳光直射。



Caution: Do not expose product to extreme temperatures.
Warnung: Die Module nicht extremen Temperaturen aussetzen.
Attenzione: Non esporre il prodotto ad elevate temperature.
Precaución: No exponer el producto a temperaturas extremas.
Attention: ne pas exposer aux températures extrêmes.
警告: 避免使产品接触高温。



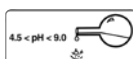
Danger: Fire-sustaining
Gefahr: Brandfördernd
Pericolo: Altamente infiammabile
Peligro: Producto combustible
Attention: Comburant
危险: 火灾风险 - 持续



Danger: Ignited plastic may generate poisonous smoke.
Gefahr: Beim Verbrennen von Kunststoff entsteht giftiger Rauch.
Pericolo: La plastica infiammata potrebbe generare fumo tossico.
Peligro: Plástico inflamable puede generar humo tóxico.
Attention: le plastique enflammé peut générer des fumées toxiques.
危险: 点燃的塑料会产生有毒气体。



Chemicals
Chemikalien
Prodotto chimico
Químicos
Produits chimiques
化学品



Installation/Installation/Installazione/Instalación/Installation/安装

Be careful: Safety shoes required.
Vorsicht: Arbeitsschuhschuhe tragen.
Attenzione: Usare scarpe infortunistiche.
Cuidado: Calzado de seguridad preciso.
Attention: utiliser des chaussures de sécurité.
安全事项: 必须穿安全鞋。



Danger: Eye protection required.
Gefahr: Schutzbrille tragen.
Pericolo: Protegersi gli occhi.
Peligro: Se precisa protección en los ojos.
Attention: se protéger les yeux.
危险: 必须佩戴护目镜。



Caution: Gloves required.
Warnung: Schutzhandschuhe tragen.
Attenzione: Usare i guanti.
Precaución: Se precisan guantes.
Attention: porter des gants.
警告: 必须佩戴手套。



Be careful: Prevent accidents.
Vorsicht: Unfälle vorbeugen.
Attenzione: Prevenire incidenti.
Cuidado: Prevenir accidentes.
Attention: prévenir les accidents.
安全事项: 防止事故发生。



Note: Use proper tools in good condition.
Achtung: Nur geeignetes Werkzeug in gutem Zustand verwenden.
Nota bene: Usare strumenti adatti in buone condizioni.
Nota: Emplear instrumentos adecuados en buenas condiciones.
Attention: Utiliser l'outil approprié et en bon état.
注: 使用状态良好的正确工具。

